

## Device connector, rear mounting - CA-19S1N12HZ00 - 1619778

Please be informed that the data shown in this PDF Document is generated from our Online Catalog. Please find the complete data in the user's documentation. Our General Terms of Use for Downloads are valid (<http://phoenixcontact.com/download>)



Device connector, rear mounting, CA, straight, shielded: yes, for standard and SPEEDCON interlock, M23, No. of pos.: 16+3, type of contact: Socket, Solder connection, Axial seal, Central fixing, coding:N


The figure shows the 12-pos. product version

### Your advantages

- ✓ Safe use in the field, thanks to high degree of protection
- ✓ Connector for flexible on-site assembly
- ✓ Consistent EMC protection for reliable transmission of signals
- ✓ Solder connection: proven connection technology for various litz wires
- ✓ Application-specific wall mounting optionally with thread or anti-rotation protection and lock nut



### Key Commercial Data

Packing unit	1 pc
GTIN	 4 046356 821391
GTIN	4046356821391
Weight per Piece (excluding packing)	60.000 g
Custom tariff number	85366990
Country of origin	Germany

### Technical data

#### Temperature range

Temperature range	-40 °C ... 125 °C
-------------------	-------------------

#### Data of the insulating body

Coding	N
--------	---

## Device connector, rear mounting - CA-19S1N12HZ00 - 1619778

### Technical data

#### Data of the insulating body

Insulator material	PA 6.6
Contact material	CuZn
Contact surface material	Ni/Au
Insertion/withdrawal cycles mechanical	100
Contact connection method	Solder connection
Type of contacts	Socket
Application	Signal
Number of positions	19
Direction of rotation	Standard
Contact diameter of power contacts	1.5 mm
Litz wire cross section of power contacts max.	1 mm <sup>2</sup>
Rated current for power contacts	10 A
Rated voltage	48 V AC 74 V DC
Rated surge voltage	1.5 kV
Overvoltage category	III
Degree of pollution	3
Contact diameter of signal contacts	1 mm
Litz wire cross section of signal contacts max.	1 mm <sup>2</sup>
Nominal current per signal contact	8 A

#### Housing data

Housing material	Turned parts: copper zinc alloy (CuZn), die-cast parts: zinc (GD-Zn)
Type of locking	for standard and SPEEDCON interlock
Degree of protection (when plugged in)	IP67
Thread type	M23

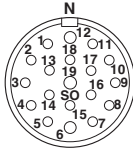
#### Environmental Product Compliance

REACH SVHC	Lead 7439-92-1
China RoHS	Environmentally Friendly Use Period = 50 years
	For details about hazardous substances go to tab "Downloads", Category "Manufacturer's declaration"

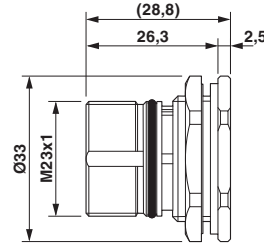
### Drawings

# Device connector, rear mounting - CA-19S1N12HZ00 - 1619778

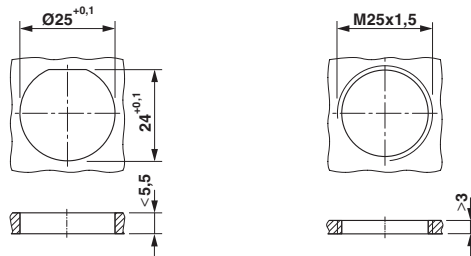
Schematic diagram



Dimensional drawing



Dimensional drawing



Installation dimensions

## Classifications

### eCl@ss

eCl@ss 10.0.1	27440102
eCl@ss 11.0	27440102
eCl@ss 4.0	27140800
eCl@ss 4.1	27140800
eCl@ss 5.0	27143400
eCl@ss 5.1	27143400
eCl@ss 6.0	27279200
eCl@ss 7.0	27440103
eCl@ss 9.0	27440102

### ETIM

ETIM 3.0	EC001121
ETIM 4.0	EC002635
ETIM 6.0	EC002061

### UNSPSC

UNSPSC 6.01	43172015
UNSPSC 7.0901	43201404

# Device connector, rear mounting - CA-19S1N12HZ00 - 1619778

## Classifications

### UNSPSC

UNSPSC 11	43172015
UNSPSC 12.01	43201404
UNSPSC 13.2	39121413
UNSPSC 18.0	39121413
UNSPSC 19.0	39121413
UNSPSC 20.0	39121413
UNSPSC 21.0	39121413

## Approvals


### Approvals


#### Approvals

UL Recognized / cUL Recognized / EAC / cULus Recognized

#### Ex Approvals

### Approval details


UL Recognized		<a href="http://database.ul.com/cgi-bin/XYVV/template/LISEXT/1FRAME/index.htm">http://database.ul.com/cgi-bin/XYVV/template/LISEXT/1FRAME/index.htm</a>	E335019-20141210
Nominal voltage UN	48 V		
Nominal current IN	8 A		
mm <sup>2</sup> /AWG/kcmil	18		

cUL Recognized		<a href="http://database.ul.com/cgi-bin/XYVV/template/LISEXT/1FRAME/index.htm">http://database.ul.com/cgi-bin/XYVV/template/LISEXT/1FRAME/index.htm</a>	E335019-20141210
Nominal voltage UN	48 V		
Nominal current IN	5 A		
mm <sup>2</sup> /AWG/kcmil	18		

## Device connector, rear mounting - CA-19S1N12HZ00 - 1619778

### Approvals

EAC		B.01687
-----	---	---------

cULus Recognized		
------------------	---	--

### Accessories

#### Accessories

#### Mounting material

##### Color-coding - CA-Z0110 - 1620700



Color-coding, color: green

---

##### Color-coding - CA-Z0111 - 1620701



Color-coding, color: orange

---

##### Color-coding - CA-Z0112 - 1620702



Color-coding, color: black

## Device connector, rear mounting - CA-19S1N12HZ00 - 1619778

### Accessories

Contact removal tool - CA-Z0001 - 1620699



Unlocking tool for contact carriers for snapping in the M23 signal device connectors

---

### Protective cover

Protective cap - SF-Z0019 - 1607449



Plastic protection cap, with eye, IP40 for connectors with M23 external thread, RF, SF series

---

Protective cap - RC-Z2059 - 1604225



Plastic protection cap for connectors with M23 external thread

---

Plastic anti-static dust protection cap - RC-Z2469 - 1611797



Plastic protection cap, antistatic, for RF, SF, CA, RC series connectors, with M23 external thread

---

Metal protective cap - RC-Z2104 - 1604260



Metal protection cap for signal connectors with M23 external thread

---

## Device connector, rear mounting - CA-19S1N12HZ00 - 1619778

### Accessories

Metal protective cap - RC-Z2068 - 1604236



Metal protection cap with steel wire for signal connectors with M23 external thread

---

Phoenix Contact 2021 © - all rights reserved  
<http://www.phoenixcontact.com>